

Products /  **CASTALDI** / FLEX D55 / D55 FLEX/T0 / D55/T0-84-MB-AL

## FLEX D55 D55/T0-84-MB-AL

### TECHNICAL DATA

#### GENERAL




Item code	D55/T0-84-MB-AL
Place installation	outdoor
Name	D55 FLEX/T0 / D55/T0-84-MB-AL wall mounted, spot lights, ground mounted
Note	BIS on request.
Standard colour	AL - aluminium grey (similar to RAL 7040)
Variant colour	GR - graphite satin finish (similar to RAL 7022)
Environments	urban landscape, façades and architectural works, wellness, hallway, art and culture, retail areas, places of worship, residential lighting



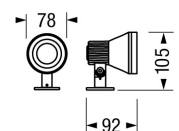
#### PHYSICAL

Installation type	wall mounted, spot lights, ground mounted
Mounting type	surface, ground spike
Painting	Polyester powder coating, with a pluri-processed against corrosion (passed the exposure of over 1500 hours in a saline mist environment).
Screws	AISI 304 stainless steel screws.
Seals	Silicone Rubber.
Body	Corrosion resistant die-cast aluminium body.



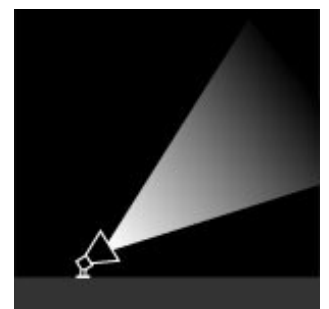
#### DIMENSIONS

D: Total diameter device (mm)	78
Weight (kg)	0,7
Volume piece packed (m3)	0,002



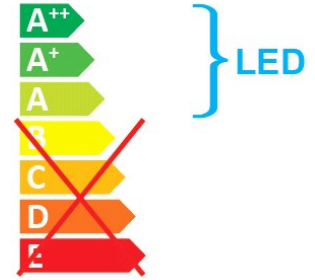
#### OPTICAL SYSTEMS

Opening beam	medium
Optical System	PC with aluminium coating reflector.
Diffuser	Tempered safety glass - 10 mm thickness, mechanical and thermal shock resistant.



## ENERGY SAVING

This luminaire contains built-in LED lamps  
The lamps cannot be changed in the luminaire



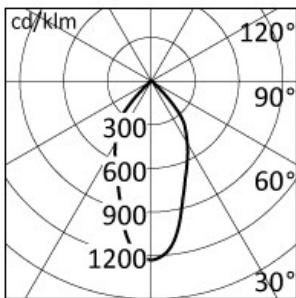
## SOURCES

Source Type	Source Power	System Power	Source	Lamp Socket	Sources Temperature Colour	Nominal Flux	Output Flux	Source description
LED COB	-	6,5W	-	-	4000K CRI>80	-	568 lm	-

## ELECTRICAL

Ballast type	Electronic
Mounting ballast type	Integral
Line input	Pre-wired and tested with resin sealed watertight H05RN-F cable (for a fast and secure connection to the main power line, use ACS/CR1 connector or similar).
Voltage	220-240V
Frequency	50-60Hz

## PHOTOMETRICS



h(m)	Ø(m)	T(°)	θ-β(°)	Emed(m)
2.00	1.24			94
4.00	3.49			23
6.00	5.23			10
8.00	6.97			6
10.00	8.71			4

## NORMS / DIRECTIVES

Norms	EN 60598-1, EN 60598-2-5
Directives	2014/35/UE, 2014/30/UE

## ACCESSORIES

## OPTIONAL ACCESSORIES

### Mounting

**Accessory code** D55/0-B-AL

**Technical description**  
For models D55 flex/T0. Wall mounting. - AL ALUMINIUM



**Accessory code** D55/0-BW-AL

**Technical description**  
For models D55 flex/T0. Wall mounting arm. Length 450mm. -AL ALUMINIUM



**Accessory code** D55/0-PZ

**Technical description**  
For models: D55 flex/T0, D58 box/P0/P1 and BE P1. Ground fixing spike.



**Accessory code** D55/T0-CG

**Technical description**  
For models D55 flex/T0/T1/Q1. Support belt.



### Optical

Accessory code

D55/T0-3LD

Technical description

For models D55 flex/T0. Diffused beam lens.



Accessory code

D55/T0-3LE

Technical description

For models D55 flex/T0. Elliptical beam lens.

